


FOREX TRADING

What You Need To Know About Forex Trading



FBK MARKETS

TABLE

OF CONTENT

1. WHAT IS FOREX TRADING?	2
1.1 TRADING INSTRUMENTS	3
1.2 7 MAJOR CURRENCIES YOU CAN TRADE	4
2. TRADING CONCEPT (description)	5
3. METATRADER 4 PLATFORM	8
3.1 THE IMPORTANCE OF MT4	8
3.2 HOW TO OPEN A TRADING ACCOUNT?	9
3.2.1 HOW TO OPEN A TRADING ACCOUNT?	9
3.2.2 HOW TO INTSALL METATRADER 4?10	
3.3 FEATURES OF METATRADER 4	11
4. HOW TO OPEN A TRADE?	14
4.1 HOW TO PLACE YOUR FIRST TRADE?	15
4.1.1 HOW TO USE THE ORDER WINDOW?	16
4.2 HOW TO ADJUST YOUR LOT SIZE?	17
4.3 WHAT IS A STOP LOSS & TAKE PROFIT	18
4.3.1 SETTING STOP LOSS & TAKE PROFIT	19
4.3.2 MODIFY STOP LOSS & TAKE PROFIT	21
4.4 SETTING LIMITS AND STOPS IN MT4?	23
4.5 HOW TO CLOSE TRADES IN MT4?	24
5. TWO SCHOOLS OF THOUGH	25
5.1 FUNDAMENTAL TRADING	25
5.2 TECHINCAL TRADING	26
6. TYPES OF TRADERS	27
6.1 SWING TRADING	27
6.2 SCALP TRADING	28
7. RISK MANAGEMENT	29
7.1 HOW TO MANAGE YOUR RISK?	30
7.2 STEPS TO BECOMING A SUCCESSFUL TRADER	31

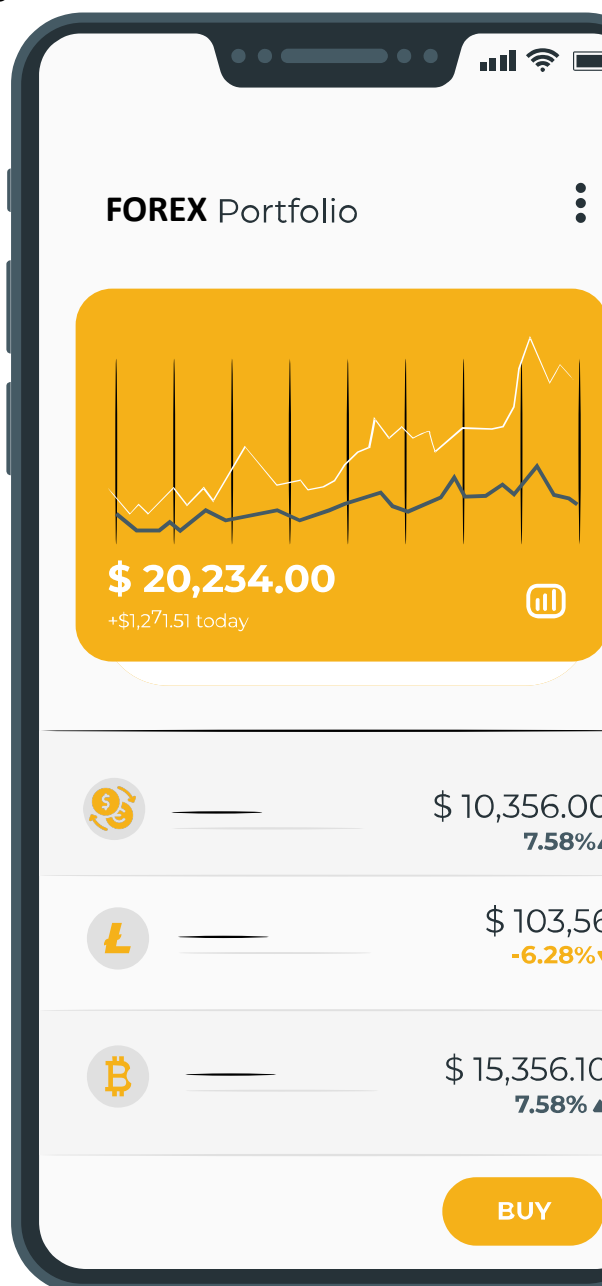
1. WHAT IS FOREX TRADING

Forex, also known as foreign exchange or simply FX, is the world's largest market. It is a true 24-hour market, starting from 5 p.m. EST Sunday to 5 p.m. EST Friday. Saturdays and Sundays are closed for trading. Forex trading occurs not on a centralized exchange as it does for other assets such as stocks and commodities but through a global network of banks, dealers and brokers.

This network is referred to as the interbank or wholesale FX market. The forex market operates through an electronic platform, known as an Electronic Communications Network (ECN). The ECN allows traders to execute trades directly with one another without going through a traditional broker or bank.



FBK MARKETS



1.1 TRADING

INSTRUMENTS

In the world of forex trading, there are a variety of different instruments that you can trade. The most common are currency pairs, which are two different currencies traded against each other. For example, you could trade EUR/USD, which is the euro against the US dollar.

CURRENCY PAIRS LOOK LIKE THIS:

EUR/USD

The first currency listed is the base currency.

The second currency is called the quote or terms, currency.

A SAMPLE QUOTE FOR THIS PAIR COULD BE:

1.22324

The base currency is always worth one. The quoted price shows how much of the quote currency you'll get for one unit of the base currency. So in this case, 1.EUR is worth approximately 1.22 USD.

Other popular instruments

include commodities, such as



which measure the performance of a basket of stocks.



You can also trade individual stocks, but this is less common in the forex world.

1.2 **7** MAJOR

CURRENCIES YOU CAN TRADE

There are eight major currencies that are traded on the forex market. They are:

1

U.S. DOLLAR

The dollar is the most commonly traded currency on the forex market, and it is also considered to be the world's reserve currency. The U.S. Dollar Index measures the value of a basket of currencies against a single U.S.

EURO

2

The euro is the official currency of the European Union and was first launched in 1999. The exchange rate of the euro against the dollar is determined by the European Central Bank (ECB), which sets interest rates and monetary policy for central banks in member countries.

3

JAPANESE YEN

The Japanese yen is the second most actively traded currency on the forex market. The Japanese yen is considered a safe-haven currency due to its relationship to gold, which was previously used as a standard for currency in the country.

BRITISH POUND

4

The pound is the official currency of the United Kingdom and Northern Ireland, as well as its dependent territories. It's also one of the most closely followed currencies on the forex market. The pound has been tied to gold since 1816 and was originally pegged to the value of silver in 1717.

5

SWISS FRANC

The Swiss franc is one of the most actively traded currencies on the forex market, and it's also considered a safe-haven currency. The Swiss franc has been linked to gold since 1850.

CANADIAN DOLLAR

6

The Canadian dollar is one of the most stable currencies in the world. It's also used as a reserve currency and one of Canada's main exports is its financial system. This has caused it to maintain ties to gold since 1854.

7

AUSTRALIAN DOLLAR

The Australian dollar is one of the most stable currencies in the world. It's also been tied to gold since 1851.

Each of these currencies has its own unique characteristics and is affected by different economic factors.

1.1.3 Which currencies should I trade?

The answer to this question depends on a number of factors, including your trading style and the amount of capital you have available for trading.

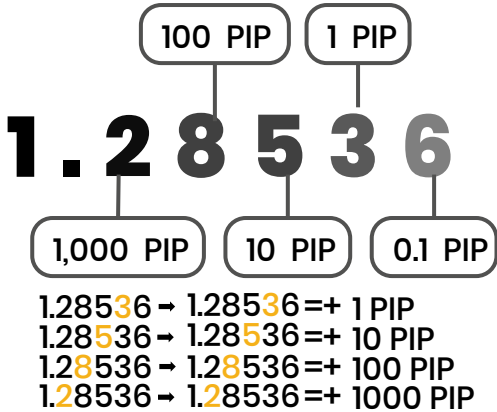
2. TRADING

CONCEPT (DESCRIPTION)

PIP

Pip is short for "price interest point", and is the smallest possible price movement of a currency pair. For example,

HEAR'S HOW TO COUNT PIPS

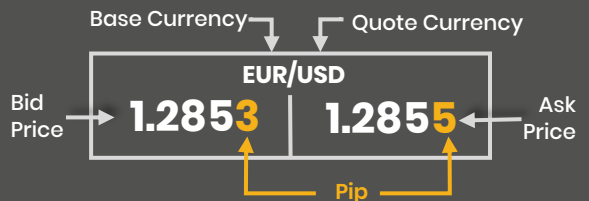


SPREAD

The difference between the bid and ask prices. In other words, the difference between the price at which you can buy and the price at which you can sell a currency pair.

HEAR'S HOW TO CALCULATE

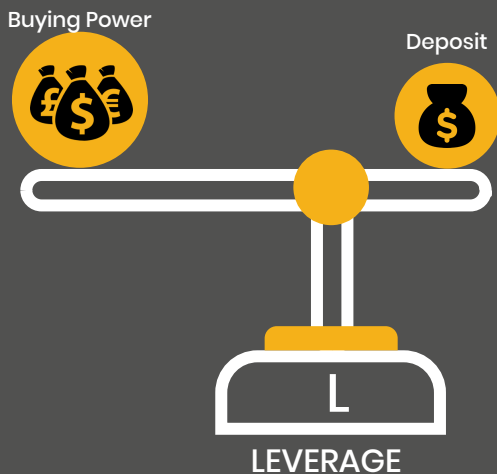
A SPREAD



$$\text{Spread} = 1.2853 - 1.2855 = 2 \text{ pips}$$

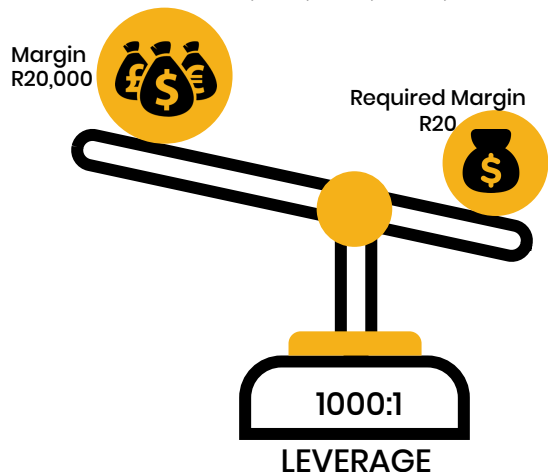
MARGIN

Margin is the minimum amount of funds you must deposit in your account to open or maintain a position.



LEVERAGE

Leverage allows you to trade with a larger amount of capital than you would normally be able to. It is expressed as a multiple, for example, 10:1, 20:1, 100:1, 500:1, or 1000:1.



2. TRADING

CONCEPT (DESCRIPTION)

FREE MARGIN

Free Margin is the difference between your account balance and the amount of margin required to maintain your position. As a general rule, the more leverage used, the less free margin you will have in your account.

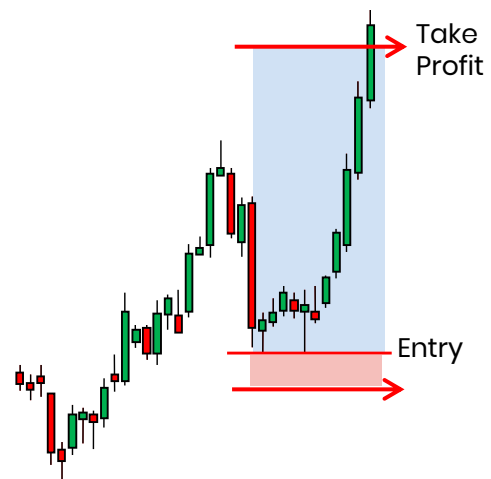
HEAR'S HOW TO CALCULATE FREE MARGIN

$$\text{FREE MARGIN} = \text{EQUITY} - \text{USED MARGIN}$$

$$\$600 = \$1000 - \$400$$

TAKE PROFIT

Take profit is the price point at which you decide that the price of an instrument has moved in a favourable way and you want to take your profit.



STOP LOSS

When you set a stop loss, you are telling the trading platform to automatically sell an instrument when it reaches a certain price. You set a stop loss to minimize your losses should the market move against you.



LOT SIZE

In forex, a "Lot" defines the trade size, or the number of currency units to be bought/sold in a trade. One Standard Lot is 100,000 units of the base currency.

Most brokers also allow trading with fractional lot sizes, down to 0.01, sometimes even less. Fractional lot sizes are categorized as mini lots (0.10), micro lots (0.01) and nano lots (0.001).

	LOTS	UNITS
Standard	1.0	100,000
Mini	0.10	10,000
Micro	0.01	1,000
Nano	0.001	100

2. TRADING

CONCEPT (DESCRIPTION)

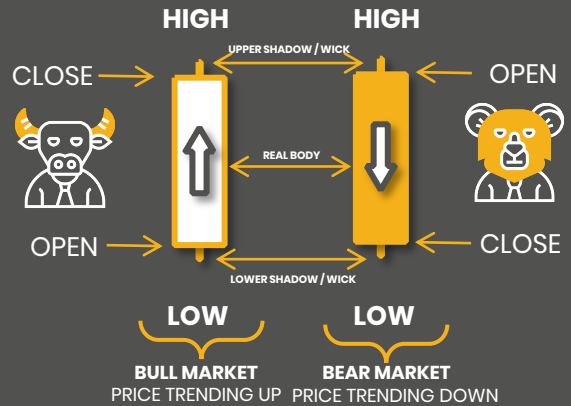
CHART

A chart is a graphical representation of the price movement of an instrument over time. Price bars are presented on the x-axis and time on the y-axis. Each bar represents a specific date and price. New bars appear at regular intervals, depending on the selected time frame



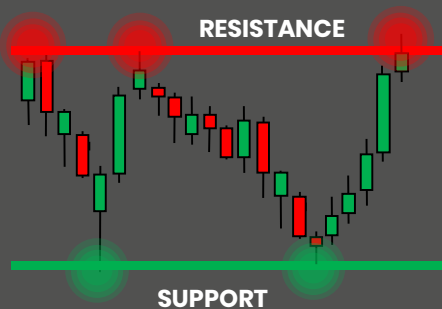
CANDLESTICKS

A type of price bar that shows the closing price and high, low, and opening prices for a given time period. Candlesticks are shown as vertical rectangles with a hollow or filled portion representing the range between the open and close.



SUPPORT AND RESISTANCE

The level at which an instrument has had a significant price movement upwards or downwards. Resistance levels are areas where prices stopped rising for some time and were difficult to break through.



Support levels are areas where the market tended to reverse its trend and resume its previous direction.

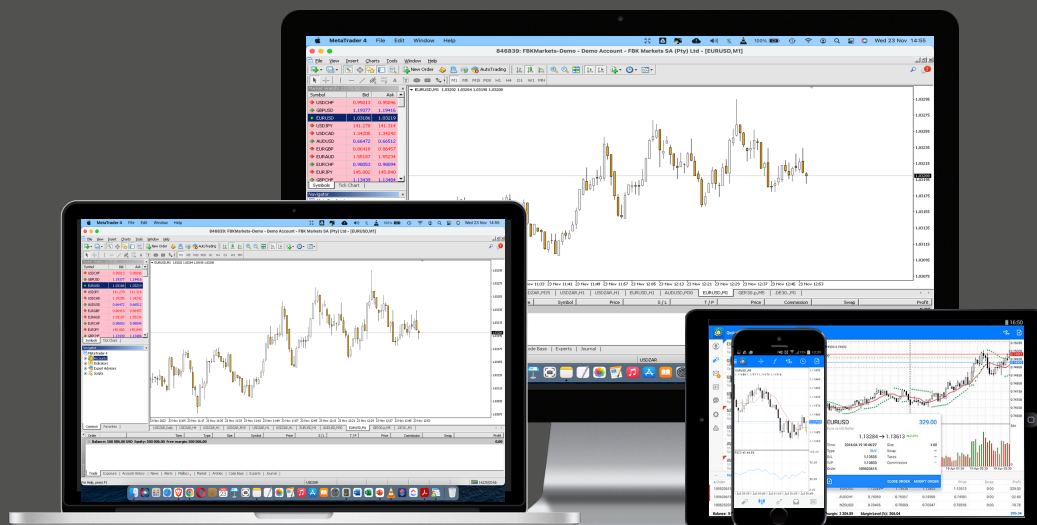
TRADING SESSIONS

A trading session refers to the active trading hours of an asset or a given locale. Usually, different markets follow different trading sessions. Like so...

Sessions	Major Market	UTC/GMT	EST
Asian	Tokyo	00:00 – 09:00	19:00 – 04:00
EU	London	08:00 – 17:00	03:00 – 12:00
US	New York	13:00 – 22:00	08:00 – 17:00
Pacific	Sydney	22:00 – 06:00	17:00 – 01:00

3. METATRADER

4 PLATFORM



3.1 THE IMPORTANCE

OF MT4

MetaTrader 4 is a trading platform developed by MetaQuotes Software for online trading in the forex, contract for differences (CFDs) and futures markets. MT4, as it is commonly known, can be downloaded at no cost from many online forex brokers. The software is licensed to foreign exchange brokers who provide the software to their clients.

MT4 has been created with the trader in mind and comes equipped with all the analytical tools a trader needs to chart assets price movements and conduct technical analysis. The user interface is straightforward and easy to use. Customizable indicators and charting tools allow traders to create their own unique trading strategies. And automated trading capabilities make it easy to implement those strategies with just a few clicks of the mouse.

For these reasons, MetaTrader 4 has become the industry standard trading platform for retail forex traders.

3.2 HOW TO

INSTALL METATRADER 4

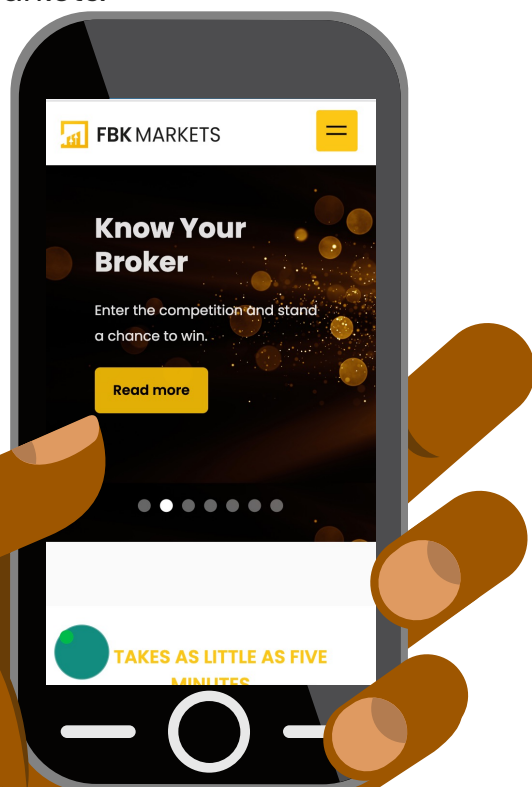
MetaTrader 4 is a popular platform for forex trading. It is easy to use and provides all the features that a trader needs. In this section, we will show you how to install MetaTrader 4 on your computer.

3.2.1 HOW TO

OPEN A TRADING ACCOUNT

In order to start installing MetaTrader 4 on your device, you first need to open an account with [FBKmarkets.com](https://www.fbkmarkets.com). This process is simple and can be done in just a few minutes.

FBK Markets is a reliable and user-friendly online broker that offers its clients a wide range of services for trading on international financial markets.



Opening an account is easy, just follow the step-by-step instructions below.

Fill out the application form on the official website of FBK Markets ([FBKmarkets.com](https://www.fbkmarkets.com)). You will need to click the menu icon and click “register now”.

Step 1: Register Profile

You will need to enter your personal information and contact details (email, phone number etc), as well as fill in the required fields.

Step 2: Profile Verification

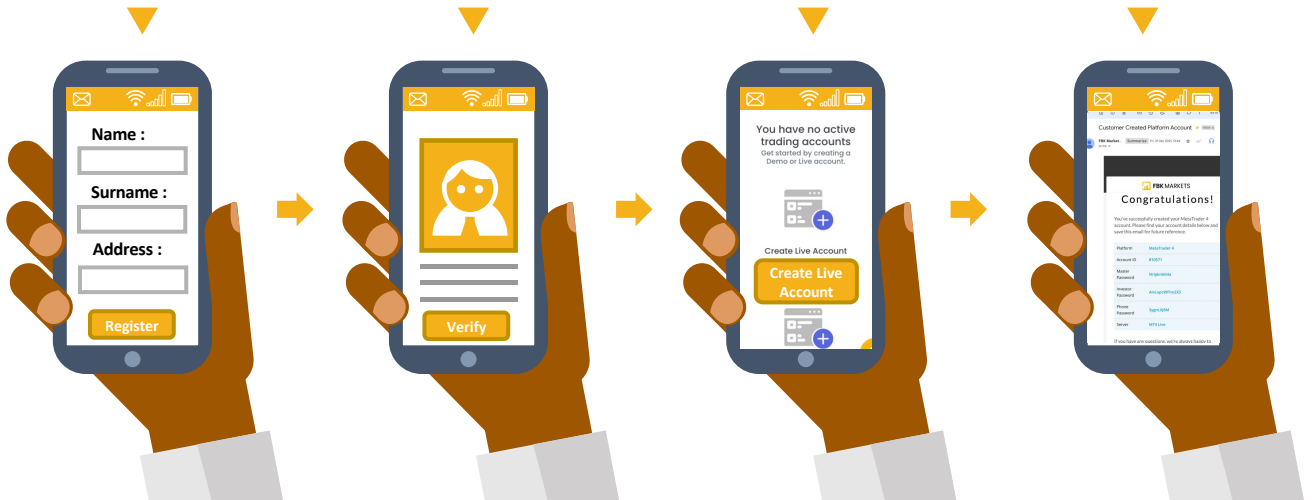
Verification of your application. This step is required in order to withdraw funds from your account.

Step 3: Create Account

Get started by creating a Demo or Live account.

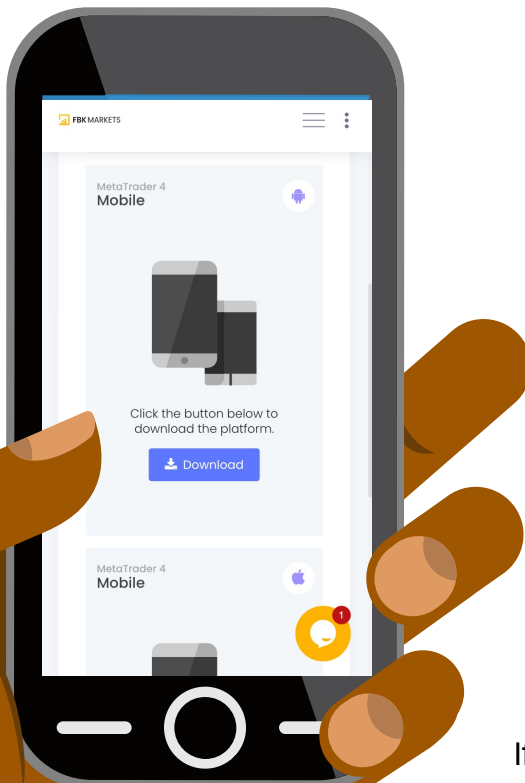
Step 4: Check your email

get your trading credentials sent to you via email upon completion of account creation from the broker, and you can begin trading!



3.2.2 HOW TO

INSTALL METATRADER 4



Installing MetaTrader 4 is quick and easy. Just follow these steps:

1. Download the installer from the MetaQuotes website.
2. Run the installer and follow the prompts.
3. Once installation is complete, launch the platform and log in with your trading account credentials.
4. You're now ready to start trading!

If you need any help, our support team is always available to assist you.

3.3 FEATURES

OF METATRADER 4

Metatrader 4 offers many features and tools to help traders be successful. Some of the features include:

Trading with MetaTrader 4

You can implement complex strategies using the powerful MetaTrader 4 trading system. All these tools are at your disposal: The Market and pending orders, Instant Execution and trading from a chart, stop orders and trailing stops, tick charts and trading histories.



MetaTrader 4 allows traders to trade in a flexible and convenient manner.

- A three-mode execution system
- A total of four pending orders
- Two market orders
- Two stop orders and a trailing stop



Analytics in MetaTrader 4

The MetaTrader 4 platform is known for its analytical functions. You can examine quotes in all their details and react quickly to any price changes with online quotes and interactive charts with 9 periods.

This task is greatly simplified by 23 analytical objects and 30 built-in technical indicators. Nevertheless, they only scratch the surface.

Thousand of additional indicators are included in the free Code Base and built-in Market, increasing the number of analytical options. A movement in the market can be detected and reacted to in a timely manner with the analytical tools you have.

- Interactive charts
- 23 analytical objects
- 9 timeframes
- 30 technical indicators

The MetaTrader Market

Expert Advisors and technical indicators can be found in the built-in Market.

You can run any of the thousands of trading robots or indicators that exist on the platform without needing to leave. The process of purchasing and using robots is fast and easy.

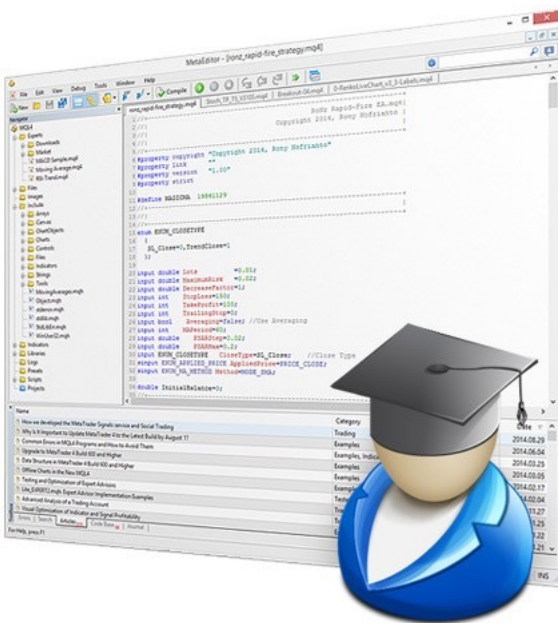
- the widest selection of trading applications in the world
- 1 700+ trading robots and 2 100+ technical indicators
- free and commercial products



Algorithmic trading

Almost any trading strategy can be formalized and implemented as an Expert Advisor, so that it automatically does all the work for you. A trading robot can control both trading and analytics freeing you from the routine market analysis. MetaTrader 4 provides the full-fledged environment for the development, testing and optimizing algorithmic trading strategies.

- The MQL4 language of trading strategies
- MetaEditor
- Strategy tester
- Library of free trading robots

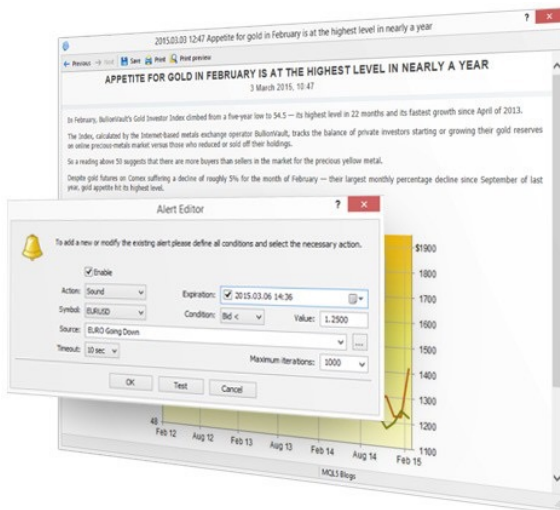


Mobile trading

If you want to trade in the financial markets away from your desk, you must have smartphones or tablets that you can use with MetaTrader 4 apps. The content available in these mobile apps gives you the full capability to integrate trading functionality with your other habits, comparing and tracking your positions, and implementing various trading strategies. Of course, all these features are available from anywhere in the world 24 hours a day.



- Support for iOS and Android OS
- Full set of trading orders
- Analytics and technical indicators



Alerts and financial news

The latest financial news lets you prepare for unexpected price changes in the stock market and help you make a rational trading decision. Late-breaking alerts keep you informed about current events, so you can take appropriate actions.

- Current financial information
- Timely notification
- Different market conditions

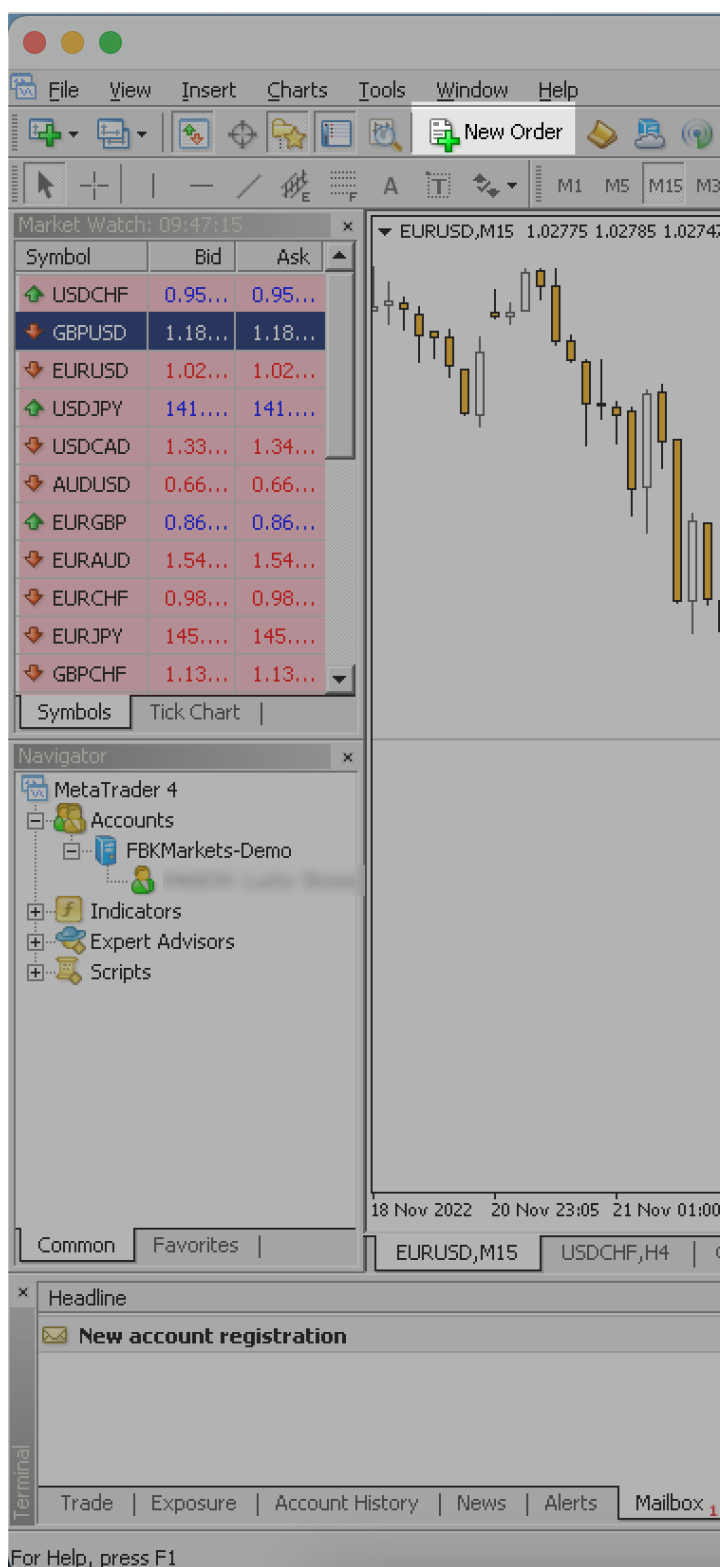
These are just some of the many features that Metatrader 4 has to offer. If you are looking for a comprehensive Forex trading platform, then Metatrader 4 is definitely worth considering.

4. HOW TO OPEN A TRADE

When it comes to forex trading, the process of opening a trade is relatively simple. All that's required is for the trader to place a buy or sell order with their broker, and the trade will be executed at the best available price.

Of course, there's a bit more to it than that. Before placing any trade, it's important to have a clear understanding of what you're trying to achieve. Are you looking to simply take a position in the market, or are you looking to scalp some quick profits? Once you know your goals, you can begin to formulate a strategy.

Once you've got your strategy in place, it's time to open a trade. This is done by placing an order with your broker. You'll need to specify the size of your position, as well as your entry and exit prices.



4.1 HOW TO

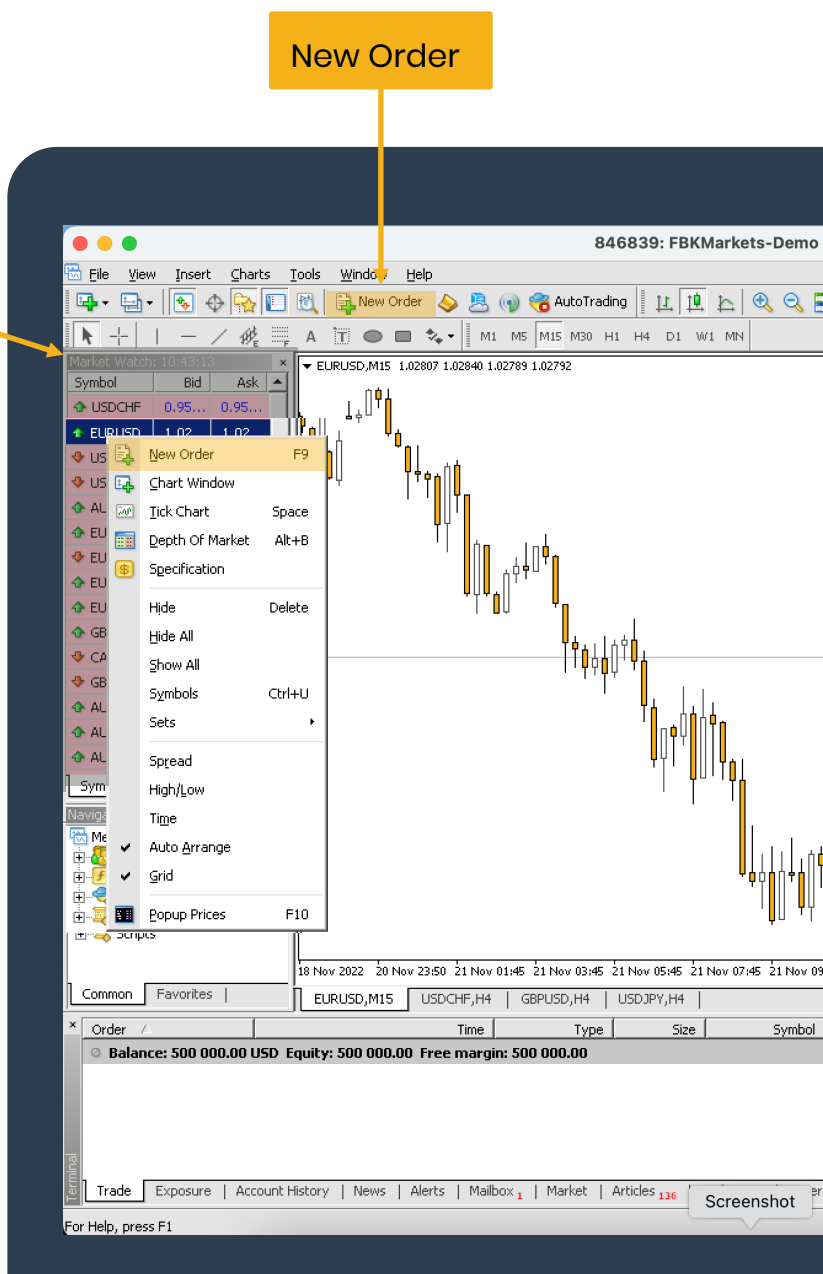
PLACE YOUR FIRST TRADE

If you want to place an order, you will use either a New Order button on the toolbar or place an order in the in Market Watch.

Market Watch

New Order

You can use the Order feature in the Market Watch to amend current orders or open a new order by Double-clicking or right-clicking on the desired instrument in the Market Watch.

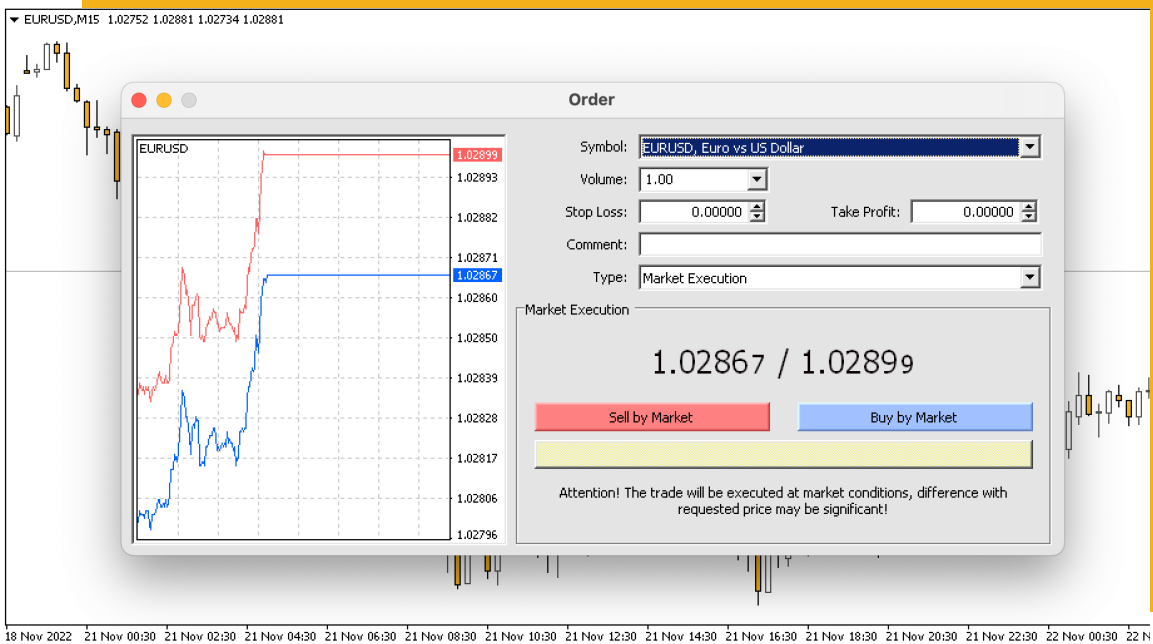


4.1.1 HOW TO

USE THE ORDER WINDOW

The Order window allows you to modify your order details, including the volume (lot size) and setting a Stop Loss or Take Profit.

You will receive the message "Invalid Stop Loss or Take Profit" if your Stop Loss or Take Profit is too close to the current price.



A stop loss or take profit option is a very useful tool for managing risk.

There is a drop-down list in the "Symbol" field that lets you choose the instrument you are trading.

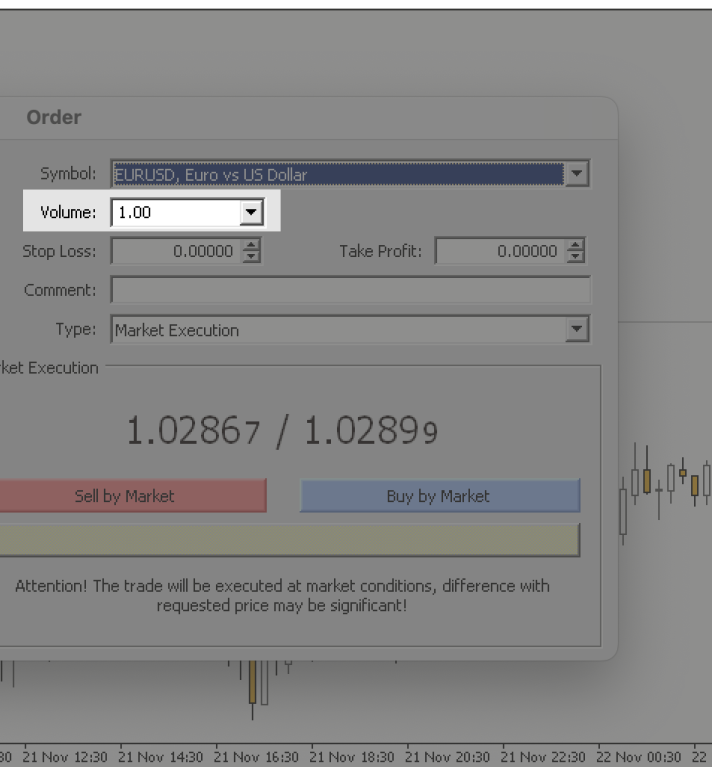
Left of the chart is a tick chart that shows real-time prices.

In the comments field, you can leave a comment on the trade.

4.2 HOW TO

ADJUST YOUR LOT SIZE?

Traders who trade forex do so by buying and selling different currencies with the aim of making a profit from the difference in the exchange rate. When it comes to deciding how much currency to buy or sell, this is known as your "lot size."



The size of your lot will determine your profit or loss based on how the market moves. If you're buying a currency and the price goes up, then you'll make a profit; if the price falls, then you'll make a loss. Conversely, if you're selling a currency and the price goes down, you'll make a profit, while an increase in price will result in a loss.

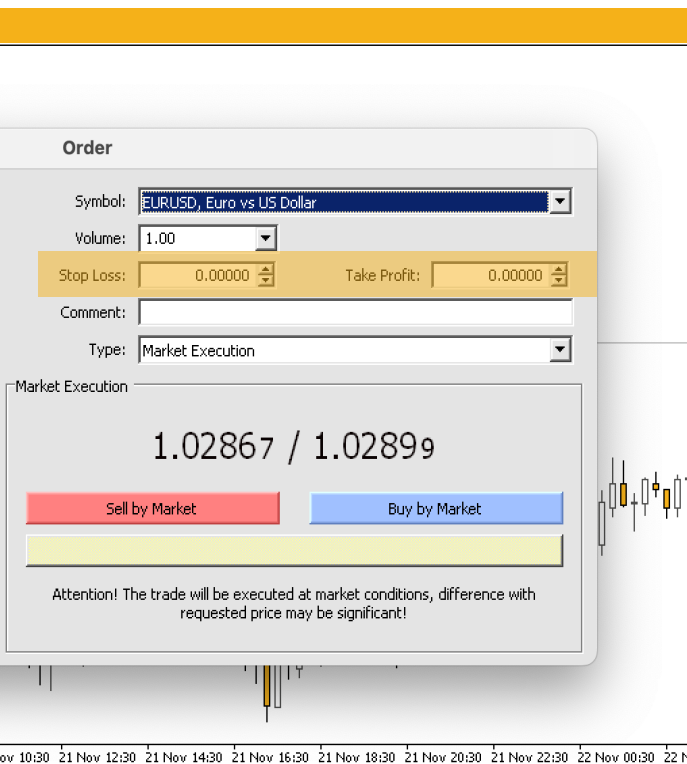
So how do you decide what size lot to trade? There's no single answer to this question, as it depends on your investment goals and risk tolerance.



4.3 WHAT IS A

STOP LOSS & TAKE PROFIT

When trading forex, it is important to set stop losses and take profit levels. Stop losses are used to protect your capital, and take profit levels are used to lock in profits. MetaTrader 4 (MT4) offers traders the ability to set stop losses and take profit levels.



For managing trading risks, traders often use this tool. One method for preventing margin calls and liquidations of open positions is the use of a Stop Loss. A trade's Stop Loss should be placed above the margin call level to be effective.

When traders use S/L and T/P, they don't have to worry about manually executing trades, trading emotionally, or waiting for a certain price.

It is important for traders to understand the characteristics of each market they are trading.

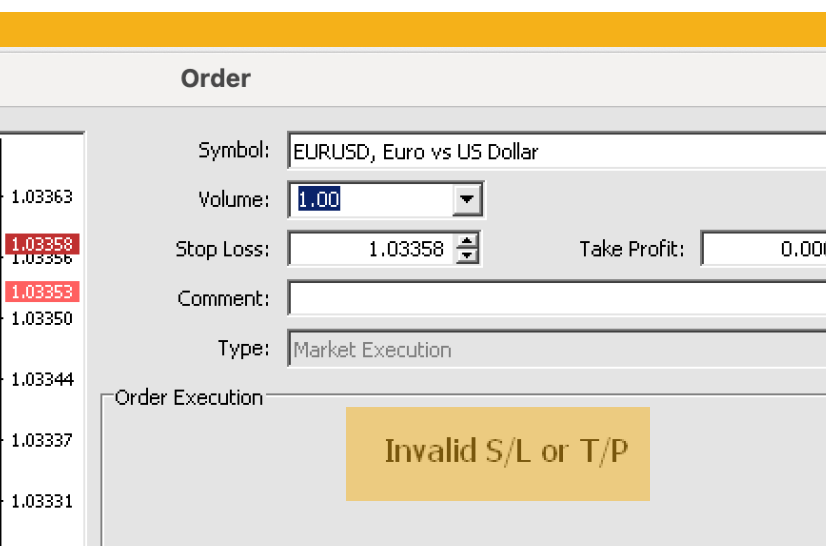
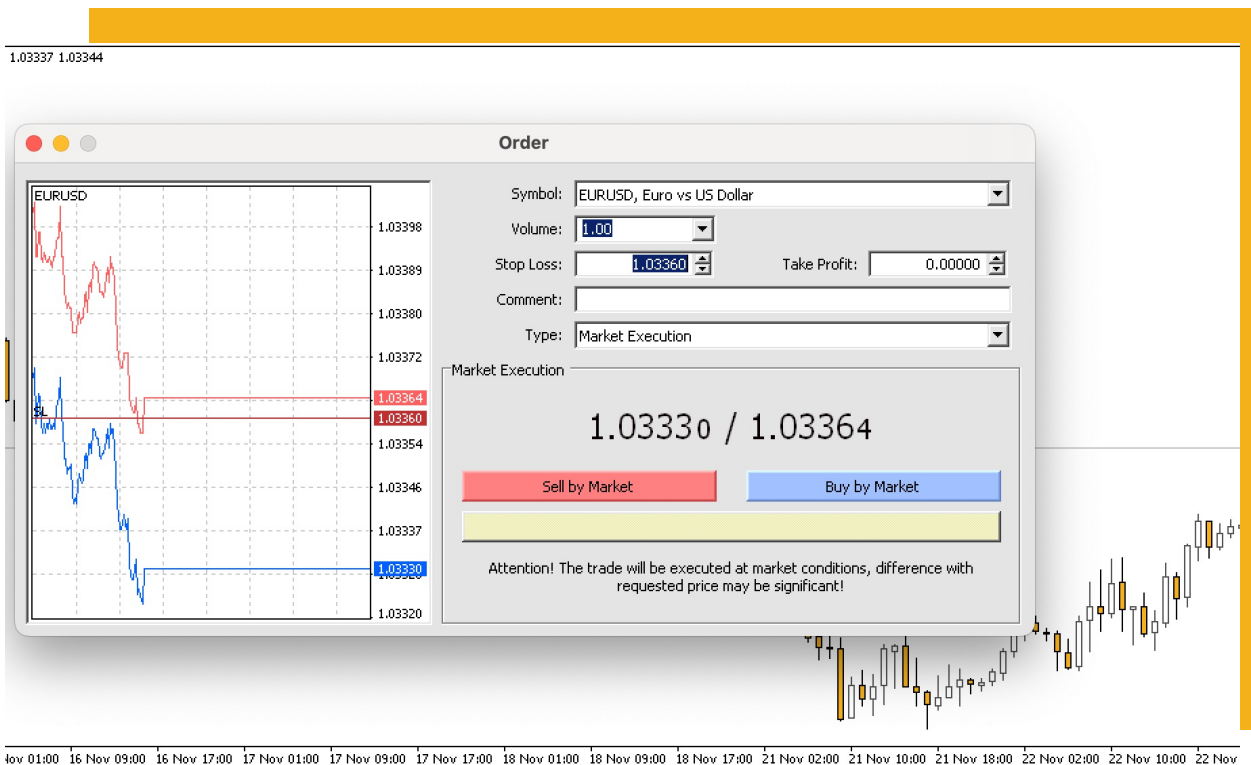
The levels of stop-loss and take-profit orders can be determined by market analysis, trend patterns, and various indicators.

4.3.1 SETTING

STOP LOSS & TAKE PROFIT

Modify trade in the Order window

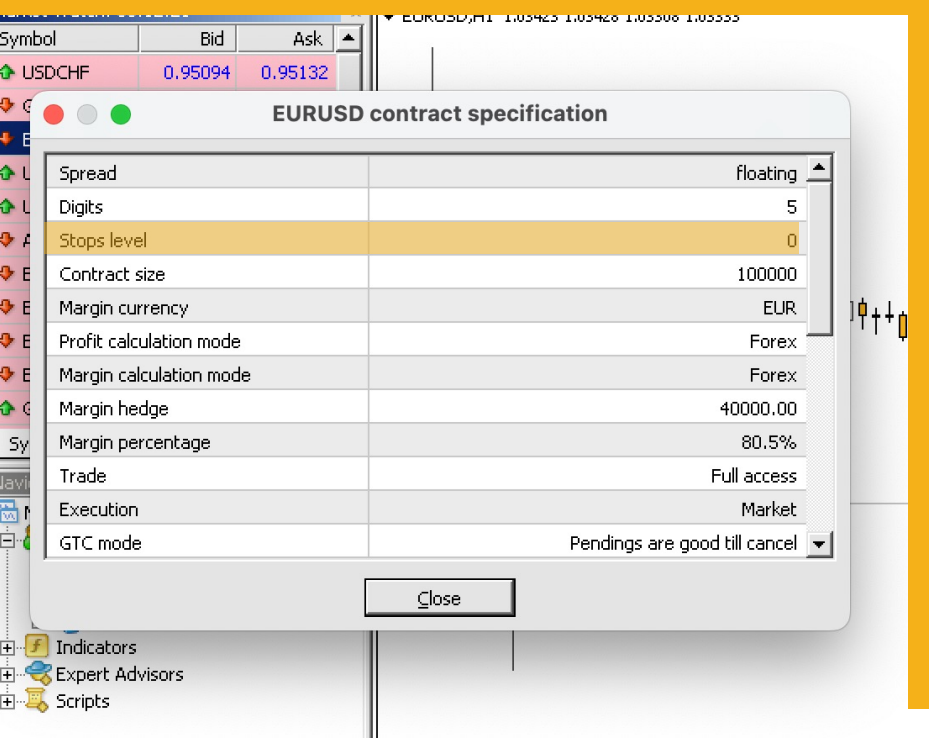
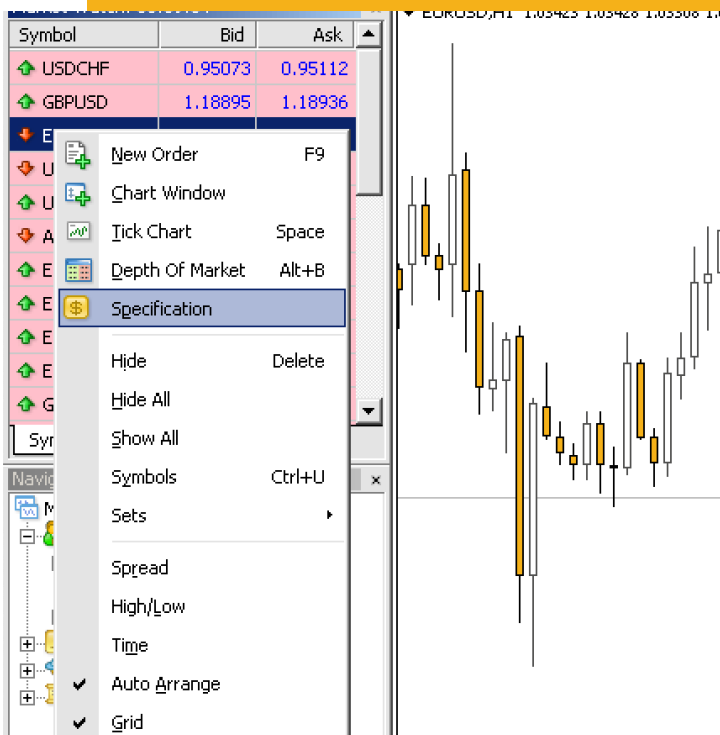
In the Order window, you can modify your order starting from the order volume (lot size) and setting up Stop Loss or Take Profit. Once you click on the arrows in the S/L and T/P fields, the current price will pop up and you can adjust it from there.



If the S/L or T/P you have set is too close to the current price, the message “Invalid S/L or T/P” will be shown.

How to calculate the Stops level for the instrument

To start calculating at what level your S/L and T/P should be placed, go to the instrument you want to trade in the Market Watch. Then select "Specification" from the context (right-click) menu.



In the new window that opens you can see the "Stops level" for the instrument. This number shows the minimal difference you need to have between the current price and the S/L or T/P levels you want to set. This difference is measured in pips.

This means that if the "Stops level" for the instrument is 30 and the current price level is for example 1.32136 and you decide to buy, you will have to set up an S/L of at least 1.32106 and a T/P of at least 1.32166. Once you submit the order, a message confirming the successful placement of the trade will be displayed.

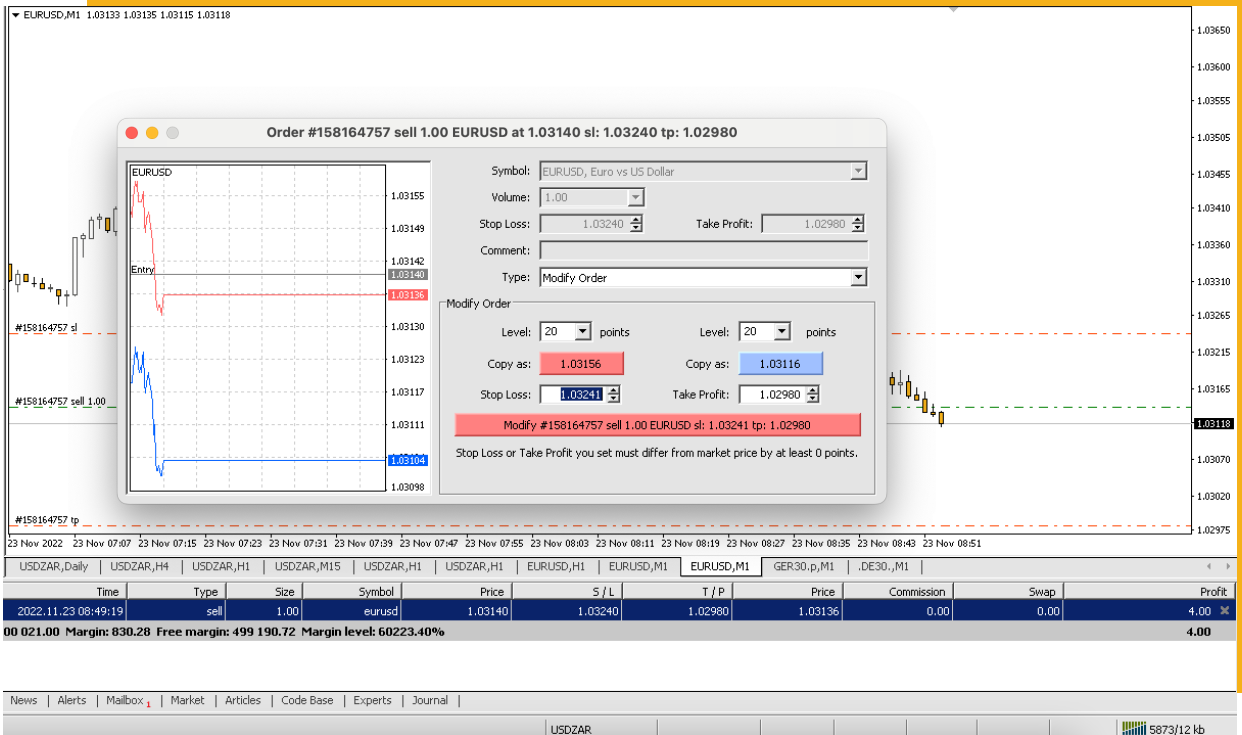
4.3.2 MODIFY

STOP LOSS & TAKE PROFIT

You can add and modify S/L and T/P after you have already placed an order. From the Terminal window, in the Trade tab, you can see all of your open trades. With a right-click on the trade, you can choose to close, modify or to add a trailing stop. Select “Modify or Delete Order” from the menu.



The modify window will open, with a “Modify Order” section where you can see the “Stops level” of the instrument and “Copy as” buttons (in blue and red). They copy the current price into the S/L and T/P fields, allowing you to modify the levels more easily. If the numbers you enter are invalid the big “Modify” button at the bottom will turn gray, signaling you to make corrections. Click the button to submit the changes when you are ready. The new S/L and T/P levels will appear in the Terminal and on the chart.



To modify the Stop Loss and Take Profit you can also use S/L and T/P lines on the chart. Simply drag them with the mouse. If you use charts for your trading this is the easiest method to use.



All times are AEST.

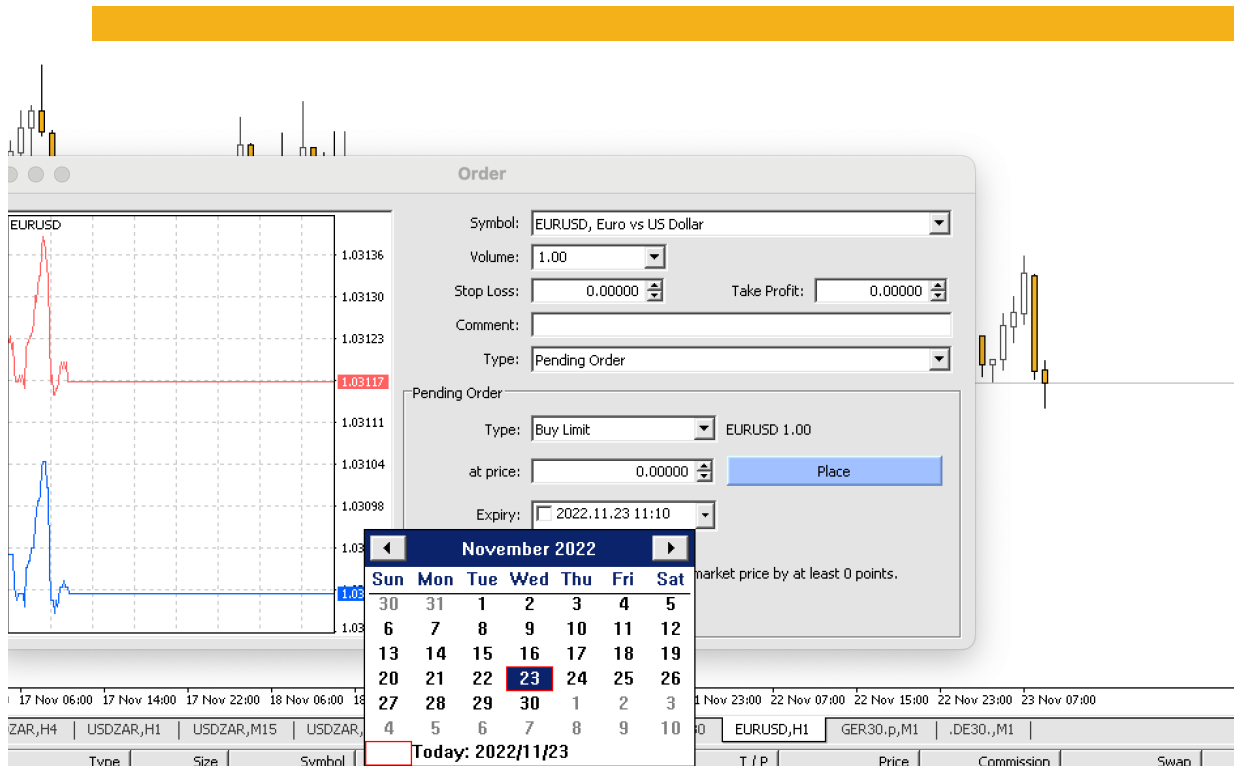
4.4 SETTING

LIMITS AND STOPS IN MT4

You can select either Market execution or Pending order in the “Type” field, which allows you to choose either Buy Limit, Sell Limit, Buy Stop or Sell Stop. You need to specify the price at which the order will be executed in the “At price” field. With one click on the arrows, the current price will automatically appear in the field and you can simply adjust it. Along with the pending order settings, you can add Stop Loss and Take Profit levels. Click “Place” to submit. A message confirming the order execution will be displayed.

The screenshot displays the MT4 Order dialog box for the EURUSD pair. The main dialog is titled "Order" and contains the following fields: Symbol (EURUSD, Euro vs US Dollar), Volume (1.00), Stop Loss (0.00000), Take Profit (0.00000), Comment, and Type (Pending Order). A sub-dialog titled "Pending Order" is open, showing Type (Buy Limit), at price (1.03077), and Expiry (2022-11-23 11:00). A "Place" button is visible. The background shows a price chart for EURUSD with a red line at 1.03110 and a blue line at 1.03077. The chart also shows a candlestick pattern on the right side.

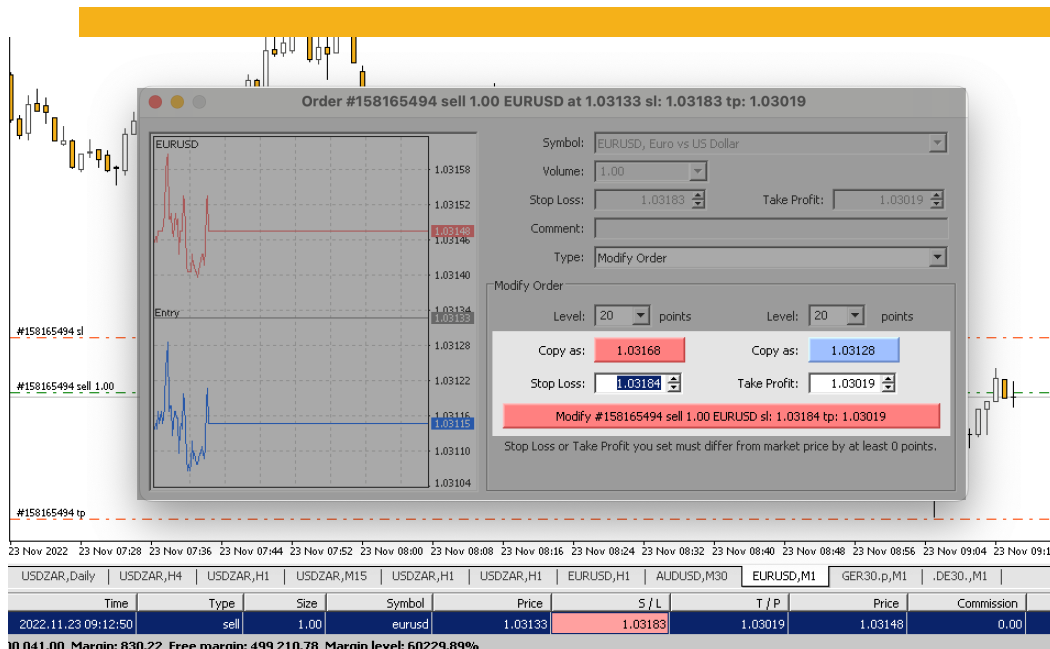
To enable an expiry date for your order make sure to tick the “Expiry” field and then select date and time. The time is always set to your local PC time.



4.5 HOW TO

CLOSE TRADES IN MT4

You can close your already open trades from the Order window.



5. TWO SCHOOLS

OF THOUGHT

5.1 FUNDAMENTAL TRADING

When it comes to forex trading, there are two main approaches: fundamental analysis and technical analysis. Fundamental analysis is a method of predicting future price movements based on economic, political, and social factors. Technical analysis is a method of analyzing past price data to identify trends and predict future price movements.

Most forex traders use a combination of both fundamental and technical analysis when making trading decisions. However, some traders prefer to focus solely on one or the other. Fundamental traders look at factors such as economic news releases, central bank policy changes, and global events to try to predict where prices will go in the future. Technical traders use price charts and technical indicators to identify patterns that may indicate where prices are headed.

No matter which approach you prefer, it's important to have a solid understanding of both fundamental and technical analysis before you start trading forex.



5.2 TECHNICAL TRADING

Technical trading is a strategy that relies on the analysis of technical indicators to make trading decisions. Technical indicators are mathematical calculations based on price, volume, or open interest data that can be used to predict future price movements. Technical traders believe that by analysing these indicators, they can identify patterns that will give them an edge in the market.

There are many different technical indicators available, and each trader has their own preferences. Some common technical indicators include moving averages, support and resistance levels, momentum oscillators, and trend lines. Technical traders will often use multiple indicators to make sure they have a robust system before making any trades.

One of the advantages of technical trading is that it can be done with a computer program. This means that trades can be executed quickly and automatically, which can be helpful in fast-moving markets.




6. TYPES OF

TRADERS

6.1 SWING TRADING

A swing trader is one who looks to take advantage of short-term price changes, or “swings.” Swing traders typically hold a position for a few days to a few weeks, and they aim to profit from the price swings that occur within this time frame.



Swing trading can be a very lucrative strategy – if done correctly. Because swing traders are looking to profit from relatively small price movements, they can often enter and exit trades at much better prices than those who are trying to catch longer-term trends. This can lead to some very impressive returns.

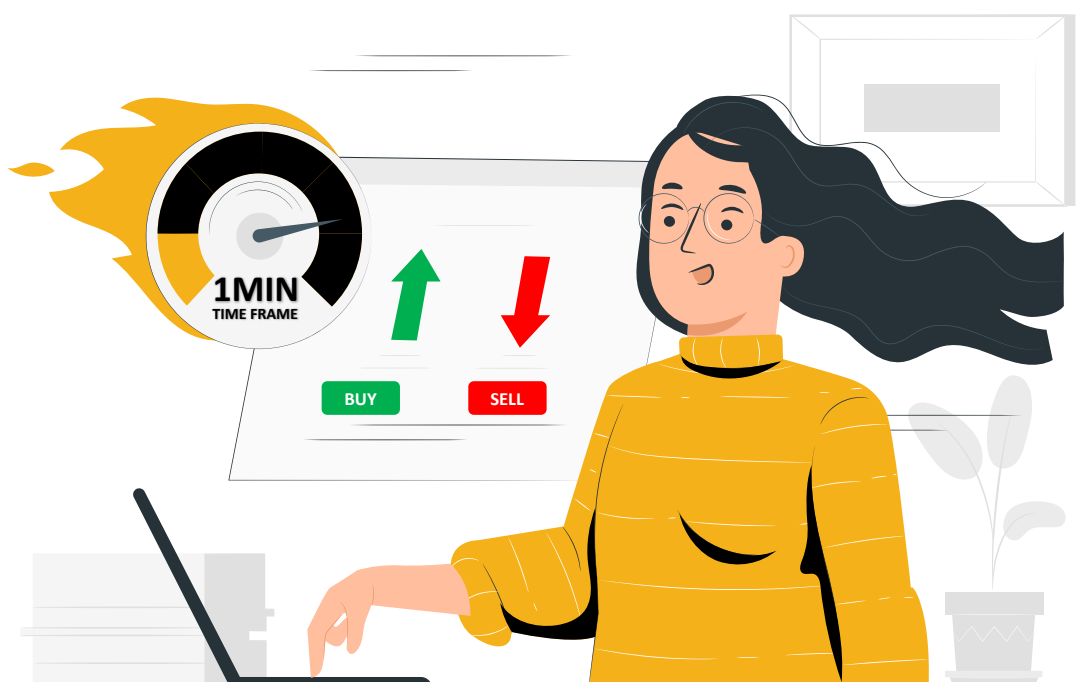
Of course, like all trading strategies, swing trading comes with its own risks. Perhaps the biggest risk is that because positions are held for such a short period of time, it can be difficult to accurately predict price movements.

6.2 SCALP TRADING

In the world of forex trading, a scalper is a term used to describe a trader who takes advantage of small price changes in the market. Scalpers are one of the most active participants in the market, as they look to take advantage of every opportunity that presents itself.

While some traders may take a more passive approach, waiting for larger price movements before entering the market, scalpers are more concerned with making numerous small profits throughout the day. This strategy requires a lot of patience and discipline, as well as a keen eye for spotting opportunities.

One of the biggest advantages of scalping is that it doesn't require a large investment to get started. In fact, many scalpers start with just a few hundred dollars in their account. This allows them to capitalize on even the smallest price movements in the market.



7. RISK MANAGEMENT

IN FOREX TRADING

When trading in forex, it is important to consider risk management. This means being aware of the risks involved in trading and taking steps to mitigate these risks. There are a number of risks to consider when trading forex, including market risk, credit risk and liquidity risk.

Market risk


is the risk that the value of a currency will fluctuate due to changes in the underlying economic conditions. This type of risk is inherent in all types of trading, but can be exacerbated by leverage.

Credit risk

is the risk that a counterparty will not be able to meet its obligations under a contract. This type of risk is often mitigated by using contracts with large banks or financial institutions.

Liquidity risk

is the risk that a market may not have enough liquidity to allow a trade to be executed at the desired price.



7.1 HOW TO MANAGE YOUR RISK

When trading forex, it is important to manage your risk. There are a few ways to do this:

1

GOOD PLAN COMES FIRST

Your trading strategy is the first line of defense when it comes to building a solid risk management strategy.

2

STOP LOSSES ARE YOUR FRIENDS

Know the price you're willing to pay and the price you're willing to sell out.

3

TURN OFF THE NEWS

News release times tend to be volatile so it might -be best to avoid - them..

4

EMOTIONS WILL BE TROUBLE

If you're tired, sad, feeling a bit off. don't fight it. Accept that it's not your day.

5

THE ONE PERCENT

Never put more than 1% of your total capital into a single trade.

6

SPREAD YOUR EGGS

Never put all your capital on one stock or asset.



7.2 STEPS TO BECOMING A SUCCESSFUL TRADER

In order to be a successful forex trader, there are a few key steps that must be followed. First and foremost, it is essential to have a clear understanding of what forex trading is and how it works. Once this basic foundation has been established, it is then time to begin developing a trading strategy. This strategy should be based on sound analysis and should be tailored to the individual trader's goals and risk tolerance.

1

THE STRATEGY RULE

- Define Your Entry Trigger
- Define Your Exit Triggers
- Define A Daily Target
- Define A Daily Loss Limit

7.2.1 HOW TO CREATE YOUR TRADING PLAN

2

THE MONEY MANAGEMENT

- How much capital are you willing to risk?
- How much are you willing to lose?
- Determine Risk Reward Ratio
- Think and plan for profits

3

THE PSYCHOLOGY

- Keep track of your feelings throughout any trading session
- Don't hesitate to trade after a loss
- Don't be overconfident after a winning strike
- Be attentive to the market's signals

4

THE TOOLS

- what indicators do you use?
- What tools do you use for analysis?
- What tools do you use for risk management?
- What are the sources of information you use and why?



FBK MARKETS

GET STARTED WITH FBK MARKETS



OPEN A LIVE ACCOUNT.

Get access to exclusive market commentary, trade ideas, and technical analysis when you open an account with [FBKmarkets.com](https://fbkmarkets.com). Our application only takes five minutes. [APPLY NOW.](#)



OPEN A DEMO ACCOUNT.

Test your trading strategy and see our competitive pricing with a risk-free practice account. [PRACTICE NOW](#)



LIVE CHAT

CALL US



EMAIL US

“ Rule No.1: Never lose money. Rule No.2: Never forget rule No.1. ”



- Warren Buffett

FBK MARKETS



HIGH RISK INVESTMENT WARNING Trading forex and CFD's on margin carries a high level of risk and may not be suitable for all investors. The high degree of leverage can work against you as well as for you. Before deciding to trade forex and CFD's you should carefully consider your investment objectives, level of experience, and risk appetite. The possibility exists that you could sustain a loss of some or all your initial investment and therefore you should not invest money that you cannot afford to lose. You should be aware of all the risks associated with forex and CFD trading and seek advice from an independent financial advisor if you have any doubts.

Forex trading involves significant risk of loss and is not suitable for all investors. Increasing leverage increases risk.